



The social narrative for visiting
Ridola Museum in Matera




My name is.....

I'm going to visit Ridola Museum

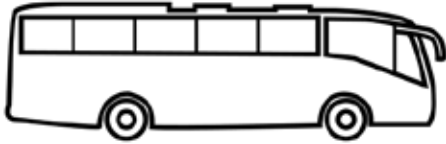
on

at

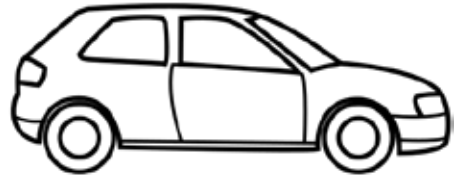




How do I get to Ridola Museum?



Bus



Car




Train



On foot

1. Introduction



This guide is made to prepare your visit of **Ridola Museum**.
This is a very big and beautiful
archaeological museum.



In this guide you will find:

- how to buy your ticket
- what the rules are
- what to see
- who can help you.

Find out what is
an archaeological
museum on page 9



What is an archaeological museum

A museum is a place made of one room, a few rooms or many rooms called halls.

There are many museums. Each museum keeps different objects.

This museum is called **Ridola Museum**.

Ridola Museum is an **archaeological museum**.

In an archaeological museum you can see **archaeological findings**.

An archaeological finding is an object of a long time ago.



The persons who find archaeological findings are called **archaeologists**.

Archaeologists study how people lived and how the world was made a very long time ago.

To understand how people lived a very long time ago, archaeologists look for and study all the things remained up to nowadays.


For example:

- the objects
- the houses and monuments
- the cities and streets
- the tombs.

To understand how was made the world a very long time ago, archaeologists look for and study other things also, like:

- the bones of animals
- the remains of plants
- the stones.





Very often archaeologists need to dig the ground to find all those things because they have been covered by earth through the years.

Did you know there are other museums you can visit?

There are also museums with:

- artworks like paintings and statues
- objects like furniture, vases, glasses and clothes
- small parts of buildings or churches of a long time ago.

Objects and artworks can be of a long time ago, of a short time ago or of nowadays.

The people who work at museums:

- choose the artworks or objects to be shown in the halls, and fix them if they're broken
- explain the history of the artworks and objects.

Those persons are happy that many people visit museums to see what they keep inside.

Children and adults go to museums to learn new things and to enjoy themselves.






2. The entrance



This is the entrance of Ridola Museum.
Enter the glass door and go left.

3. The ticket office



To visit Ridola Museum you can:

The screenshot shows the 'Purchase Ticket online' page on the website of the National Museums of Matera. The page includes a navigation menu with links for Museums, Information for the visit, Events, News, Construction sites, Collections, and Works. The main heading is 'Purchase Ticket online'. Below this, there are three paragraphs of text providing information about online ticket purchases, including contact details and a reminder that tickets must be validated by museum staff. A table lists various ticket options and their prices. At the bottom, there are two buttons: 'Buy your ticket online' and 'Buying guide'.

Ridola Museum Headquarters	€10.00
Headquarters Palazzo Lanfranchi	€10.00
Former S. Rocco Hospital location	€3.00
Cumulative entry valid for 2 days for all museum locations	€15.00
Annual subscription valid for all museum locations	€25.00
Teaching Subscription	€25.00
Minors (under 18 years old)	Free
Boys (from 18 to 25 years old)	€2.00
Military, law enforcement, journalists, academics	Free

- Buy your ticket online at

<https://www.museonazionaledimatera.it/acquisto-biglietto-online/>

Print your ticket and bring it with you to Ridola Museum.
Show it to the person with a badge at the ticket office.



- **Buy your ticket at the museum ticket office.**
To get to the ticket office, enter the building and go left.



At the ticket office you will see this sign



It means that in this place they've thought of you.

Here, you can ask all the questions you need to, and ask for help.

When you're at the ticket office,

queue up behind the people who arrived before you.

When nobody is in front of you in the queue,

go to the person behind the glass and ask for your ticket.

Here there might be a lot of people and it can be very noisy.




4. The cloakroom



After buying your ticket,
you can leave your backpack or bag at the cloakroom.
The cloakroom is near the **refreshment room**.
The refreshment room is the room where you can eat, drink and rest.
To get to the refreshment room you must go back towards
the entrance.
Enter the room and leave your backpack or bag
in the lockers.
Close the locker with the key on it.
Take the key with you.
If you need help, ask the people with a badge
how to get to the refreshment room
or how to use the key.



5. The rules



When you walk inside Ridola Museum, you must pay attention to these rules:

- walk slowly
- speak quietly
- you can take pictures without flash
- you can't eat and you can't drink
- you can't touch the showcases and the exhibited **archaeological findings**.

An archaeological finding is an object of a long time ago.



6. What you can do inside Ridola Museum



When you are inside Ridola Museum you can:

- visit one or more floors
- look at the objects and read the explanations we wrote for you in this guide
- rest in the refreshment room.

If you are tired, you can leave and you can come back whenever you like.



7. Who can help you?



At Ridola Museum there are some people who can help you.

Those people wear a badge.

You can ask them questions and ask for any information you need.

All these people are happy that you are there to visit Ridola Museum.



8. Stairs and lift



Inside Ridola Museum you can take the stairs or the lift to go to floor 1.

You can find the stairs and the lift near the hut.

9. The bathrooms



At Ridola Museum the bathrooms are near the entrance and exit door.

If you need help, ask the people with a badge how to get to the bathrooms.



10. Where you can rest

Inside Ridola Museum you can sit:

- on the armchairs
in the refreshment room




- on the bench
in the Magna Grecia hall



- on the bench
in the Metal Age hall.



10. The refreshment room



Inside Ridola Museum there isn't any bar.
If you are hungry or thirsty you can go to the **refreshment room**.
The refreshment room is the room
where you can eat, drink and rest.

In the refreshment room
you will find the vending machine.
To get food or drinks
from the vending machine
you must put the coins in it
and choose what you want.





11. The exit



When you've finished visiting Ridola Museum you can go out from the same door of the entrance. If you left your backpack or bag at the cloakroom, remember to go back and get it.

Once you have your backpack or bag with you, close the locker and leave the key.

If you enjoyed your visit, you can come back whenever you like.

