



The social narrative for visiting
Sansevero Chapel Museum




My name is

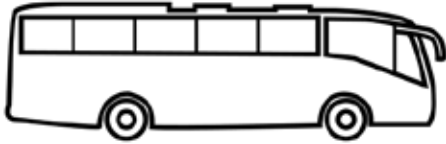
I'm going to visit Sansevero Chapel Museum

on

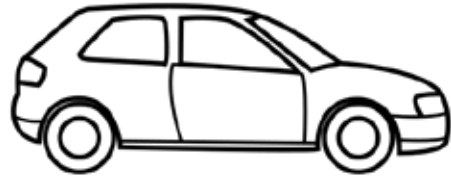
at



How do I get to Sansevero Chapel Museum?



Bus



Car



Train



Underground



On foot



Bicycle



1. Introduction




This guide is made to prepare your visit of **Sansevero Chapel Museum**.

A chapel is a small church.


Today, Sansevero Chapel is a museum.

In this guide you will find:

- how to buy your ticket
- what the rules are
- what to see
- who can help you.



Find out what is a museum on page 9



What is a museum

A museum is a place where artworks or important and beautiful objects are kept, so that everybody can see and study them.

A church can also be a museum.

The artworks and objects can be from a long time ago and sometimes from a short time ago.

In a museum, you can see, for example:



Artworks like paintings or statues.



Objects like furniture, vases, glassware or clothes.




Parts of palaces, houses or churches.





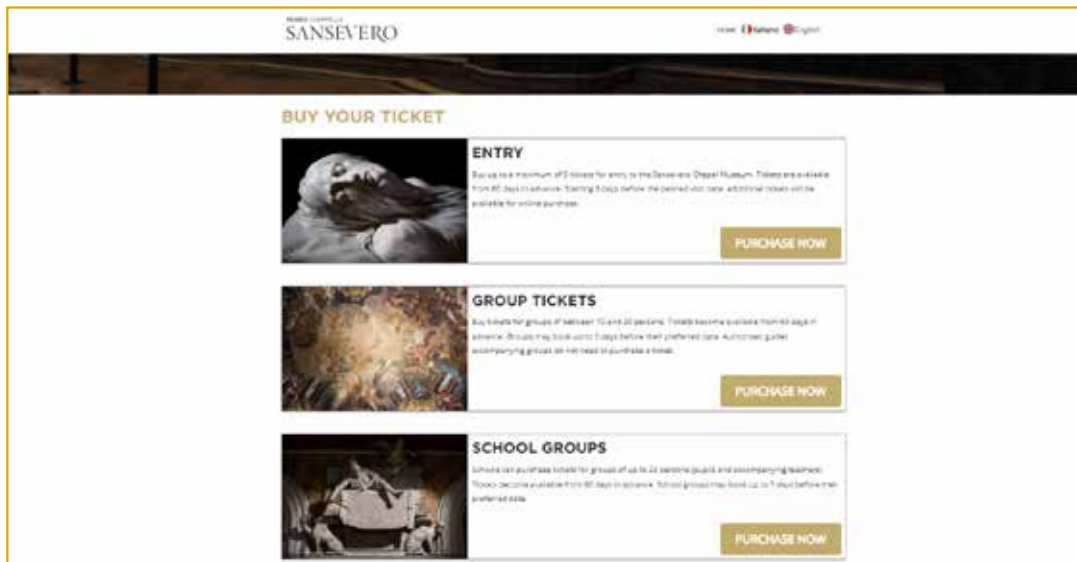
A museum can be made up of one room,
a few rooms or many rooms called galleries.
Inside museums you can also find objects made
and used by people who are no longer alive.
Those objects help you understand how these people lived
and what their history is.
History is the story of the important things
that happened a long time ago.





2. The ticket office

To visit Sansevero Chapel Museum, you can:



- Buy your ticket online on www.museosansevero.it.
Print your ticket and bring it with you



- Buy your ticket at the Museum ticket office.
The Museum ticket office is in a building near the Museum entrance.



At the ticket office you will see this sign



It means that in this place they've thought of you.

Here you can make all the questions you need to,
and ask for help.

When you're at the ticket office,
queue up behind the people who arrived before you
and wait until they've all got their tickets.

There might be a lot of people and it can be very noisy.

When nobody is in front of you in the queue, go to speak to the person
behind the counter, who will give you your ticket.



3. The entrance



This is Sansevero Chapel Museum entrance.
The entrance is near the ticket office.



There might be a lot of people here. Queue up and wait for your turn.
There are 2 queues to enter.

BLUE QUEUE



If you are visiting the museum by yourself or with a small group wait in the **BLUE** queue.



Show your ticket to the person with a badge at the museum entrance.

RED QUEUE




If you are visiting the museum with your class or with many people wait in the **RED** queue.



Show your ticket to the person with a badge at the museum entrance.

4. The rules



When you enter Sansevero Chapel Museum, you must follow these rules:

- walk slowly
- speak quietly
- do not take pictures
- do not eat
- do not use phone or tablet
- do not touch the statues or other artworks.



5. Things to do in Sansevero Chapel Museum



This is a small and very beautiful museum.

Here you can:

- visit the main nave.
The main nave is the area in the middle of the church
- look at the statues
- look at the paintings on the ceiling.

6. Who can help you?



At the Sansevero Chapel Museum there are people who are wearing a uniform and a badge.

You can ask them questions and can ask for any information you need.

All these persons are happy that you visit the museum.



7. The toilets



The toilets are near the ticket office.

If you need to go to the bathroom, go out of the museum and enter the ticket office.

We advise you to go to the bathroom before or after your visit.



8. Where you can rest

If you're tired, you can rest:

- on the chairs inside the museum



- on the benches outside the museum.





9. The shop



The Sansevero Chapel Museum shop is just before the exit.
Here, you can buy books and objects to help you remember your visit.

10. The exit



The exit of Sansevero Chapel Museum is at the museum shop.
There's a step here, be careful.

If you picked up the Museo per tutti guide at the entrance,
remember to give it back
to the person with a badge near the exit door.

If you enjoyed your visit, come back whenever you like!