

The social narrative for visiting
the Patriarchal Basilica of Aquileia






My name is

I'm going to visit the Patriarchal Basilica of Aquileia

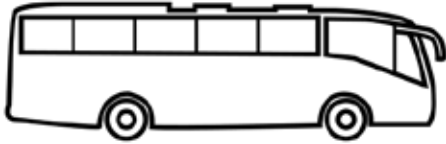
on

at





How do I get to the Basilica of Aquileia?



Bus



Car



Train



On foot



Bicycle

1. Introduction



This guide is made to prepare your visit of the **Patriarchal Basilica of Aquileia**.

This is a very big and beautiful Basilica.

Those areas are part of the Patriarchal Basilica of Aquileia:

- the Church
- the Baptistery
- the South Hall.

In this guide you will find:

- how to buy your ticket
- what the rules are
- what to see
- who can help you.



2. The entrance

There are two ways to get to the Basilica:

- **The first one is a long street with many trees.**

This street is called Via Popone Patriarca.

If you walk down this street you arrive in a big square. Cross the square and turn right.



- **This is the second way to get to the Basilica from the parking site.** Walk down the street and turn left.



The entrances of the Church and the Baptistry are under the big arches.

If you need help, look at the signs or ask the people with a badge and a uniform for help.



3. The ticket office



To visit the Patriarchal Basilica of Aquileia you can:



Ticket office



Shop

- **Buy your ticket at the museum ticket office or at the shop of the Basilica.**

The ticket office is near the parking site.

The shop is near the street with the trees in Piazza Capitolo.

To get to the ticket office and the shop, you can look at the map.



At the ticket office and the shop you will see this sign



It means that in this place they've thought of you.

Here, you can ask all the questions you need to and ask for help.

When you're at the ticket office,

queue up behind the people who arrived before you
and wait until they all have their ticket.

When nobody is in front of you in the queue, go and talk to the person
at the ticket office, who will give you your ticket.

Here there might be a lot of people, and it can be very noisy.



Basilica di Aquileia ACCESSIBILITÀ | LA BASILICA | LA TUA VISITA | GALLERY | LITURGIE | SHOP | ORARI | CONTATTI | NEWS | CONCERTI

Per singoli e famiglie

VISITE INDIVIDUALI | GRUPPI TURISTICI | GRUPPI DI PELLEGRINI | SCOLARESCHI | REGOLE

Basilica con cripta affreschi e cripta scavi

Con questo biglietto puoi visitare l'attuale basilica con i mosaici del IV secolo, la stupenda cripta affrescata del IX secolo e l'aula mosaicata Teodoriana Noed | Cripta degli scavi risalente al IV secolo.

Acquista on line il tuo biglietto!
[CLICCA QUI](#)

- Buy your ticket online at www.basilicadiaquileia.it

Print your ticket and bring it with you to the Patriarchal Basilica of Aquileia.

Show it to the person with a badge and a uniform near the entrance of the Church and the Baptistery.



4. The rules

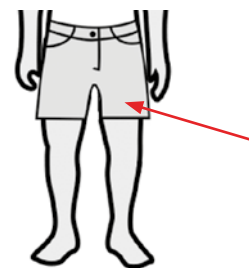
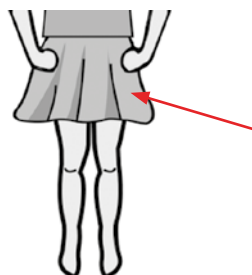



When you walk inside the Church, the Baptistery and the South Hall, you must pay attention to these rules:


- walk slowly
- speak quietly
- you can take pictures without flash
- you can't eat and you can't drink
- you can't make phone calls
- you can't step over the ropes
- you can't touch the frescoes.

A fresco is a painting made on a wall.

When you enter the Basilica you cannot wear:



5. Tips for visiting the Patriarchal Basilica of Aquileia



When you organise your visit of the Basilica, remember that:

In Autumn and Winter

- October, November, December, January, February
few people visit the Basilica and it's very cold inside.
Our tips are to wear comfortable clothes and shoes, and to bring a jacket with you because it's cold inside the Basilica.

In Spring and Summer

- March, April, May, June, July, August
there are many people and it's warm inside the Basilica.



If you reserve your guided tour together with others, you will have to wear earphones to hear the explanation.






6. What you can do inside the Patriarchal Basilica of Aquileia



When you are inside the Patriarchal Basilica of Aquileia you can:

- visit the Church
- visit the Baptistery and the South Hall
- look at the mosaics and the frescoes
- visit the crypts.



7. Who can help you



At the Patriarchal Basilica of Aquileia there are some people who can help you.

You can recognize those persons because they wear:

- a badge
- a white or blue **uniform**.

A uniform is a dress that serves to recognize the people who work in the same place.

You can ask them questions and ask for any information you need. All these people are happy that you're there and visit the Patriarchal Basilica of Aquileia.



8. The bathrooms



You can find the bathrooms behind the ticket office and near the parking site. If you need help, ask the people with a badge how to get to the bathrooms.



9. Where you can rest



Inside the Church you can rest on the benches and on the chairs.



Out of the Basilica you can rest on the benches on the lawn.



There is also a small fountain here, where you can drink water.





10. The shop



This is the shop of the Patriarchal Basilica of Aquileia.
The shop is in Piazza Capitolo.
Here you can buy books and objects that help you remember your visit at the Basilica.

Look at the map to get to the shop or ask the persons with a badge and a uniform for help.



11. The exit



When you've finished visiting the Patriarchal Basilica of Aquileia you can go out from the door you see in the picture. If you enjoyed your visit, you can come back whenever you like.